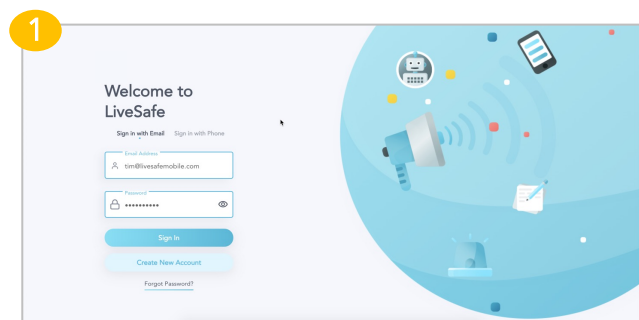
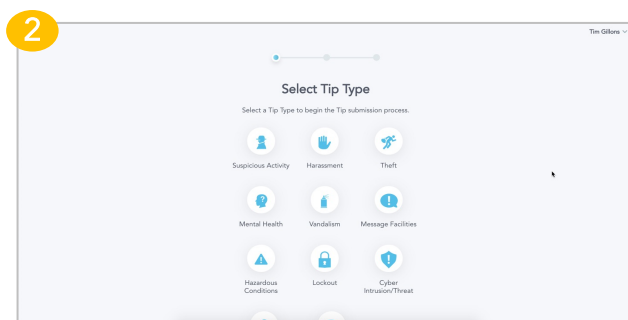


# How to Use: Web Tip Submit

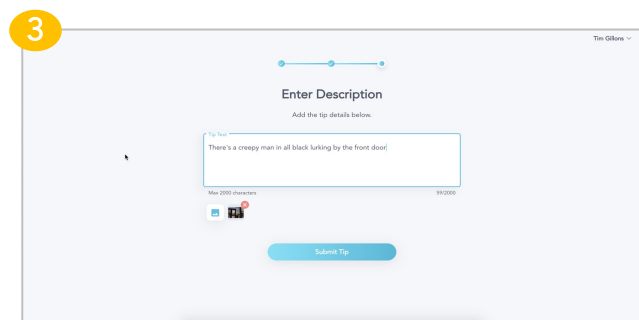
Vector LiveSafe is excited to announce a new way to report safety and security incidents – Web Tip Submit! Web Tip Submit gives you the same reliable and easy-to-use reporting capabilities in a new location: your laptop or computer! Web Tip Submit mirrors the mobile app sign up and tip submit experience. All user-submitted tips will then be received and processed by the dashboard just like any other tip.



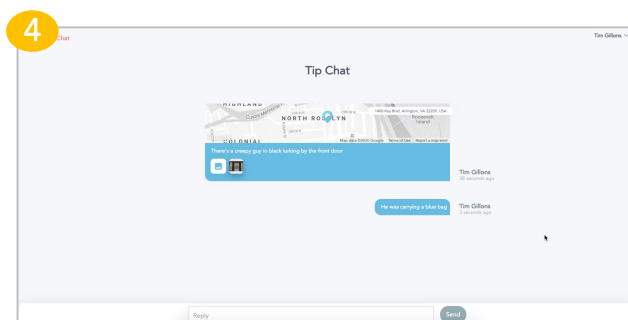
Navigate to <https://tips.livesafemobile.com>. It's accessible via any browser (e.g. Chrome, Firefox, Safari) on laptops, desktops, tablets, and phones.



Select your community to populate your organization's tip types on the screen. The first time you log in, the browser will ask for your permission to obtain your location.



Select the tip type you want to report and enter additional tip details in the "Enter Description" entry field. Attach any supporting pictures or videos. To send the tip anonymously, toggle the "Anonymous" slider.



Select "Submit Tip" when you're ready. You will move into the chat panel where you can provide additional information and chat with security in real time.



VectorSolutions.com



@VectorPerform



/VectorPerformance

